

Therapeutic Order Instructions

Our goal for placing Therapeutic Order Forms online is to help reduce time wasted by both physician and blood center staff correcting/revising order forms. We hope you find this new process simple and easy to follow.




Step 1 – Form Completion

- Log in using User Name “**form**” and Password “**blood**”.
- Complete all sections on the appropriate form online.

NOTE: All required fields must be completed for printing function to work properly.

- The ***Therapeutic Phlebotomy Order Form*** is to be used for patients who do not have a diagnosis of Hereditary Hemochromatosis and are not currently taking Testosterone Therapy.
- The ***Hereditary Hemochromatosis and Testosterone Therapy Phlebotomy Order Form*** is to be used only for patients who do not have other known blood diseases.
 - Testosterone Therapy patients will be drawn down to an HCT of 39% (Hgb -13.0g/dL).
 - Hereditary Hemochromatosis patients with a medical need to be drawn to a lower HCT than 39% must have the desired lower limit HCT selected. We cannot accept HCTs lower than 33%.

Step 2 – Print Form

- After completing all fields, click “**Print PDF Form**” blue button  at the left bottom of page.
- On the new screen, click the “**Open**” box  in center of page to open form in PDF format.
- Click Printer icon in the upper left of screen .

Step 3 – Physician Signature

- Ordering Physician must sign printed order

Ordering Physician Signature:	
----------------------------------	--

Step 4 – Form Submission

- Fax order to **405-297-5598**

These documents contain confidential medical information. Please secure appropriately.

***Please note that due to the high volume of patients we serve, it can take a few days to process orders before patients can schedule their donation.**

Please call 405-297-5597 or 405-297-5533 with any questions.